

ESDEC

INNOVATIVE MOUNTING SYSTEMS

RELIABLE AND FAST INSTALLATION ON STEEL ROOFS

CLICKFIT

EVO

STEEL ROOF

www.esdec.com

THE 4 BASIC COMPONENTS OF CLICKFIT EVO

BASIC



Portrait



Landscape



1.1 BASIC MOUNTING

- Low mounting profile 'Basic'
- Positioned close to roof
- System contains 4 components

1 Suitable for corrugated steel roof in combination with additional adapter profile

OR

OPTIMIZER-READY



Portrait



Landscape



1.2 MOUNTING WITH OPTIMISER

- High mounting profile 'Optimizer-ready'
- When installing large optimizer
- System contains 4 components

2 Suitable for corrugated steel roof in combination with additional adapter profile



2. SELF-TAPPING SCREWS

- Self-tapping screws, so no need for pre-drilling
- Mounting with a single tool




3. UNIVERSAL MODULE CLAMP

- Universal module clamp: suitable for all framed solar panels
- To be used as central clamp and terminal clamp (combined with end clamp support)
- Pre-assembled as standard
- Including solar panel equalisation
- Available in grey and black



4. END CLAMP SUPPORT

- End clamp support for good end clamp functionality
- Available in grey and black

**BASIC MOUNTING PROFILE**
POSITIONED CLOSE TO ROOF**OPTIMIZER-READY MOUNTING PROFILE**
WHEN INSTALLING LARGE OPTIMIZER

MOUNTING IS VERY EASY

ClickFit EVO Steel Roof: universal, fast and flexible

ClickFit EVO Steel Roof has been specially developed for the solar installer. The system is clear and simple, consisting of just four components. ClickFit EVO Steel Roof is suitable for all common solar panels and any type of steel roof. Thanks to its unique universal properties, the system is very flexible and quick to mount.

Compact mounting profiles including adapter profile

The compact ClickFit EVO Steel Roof mounting profiles have pre-punched holes and pre-glued EPDM rubber seals, saving you a lot of preparation. The Optimizer-ready profile (landscape) has a notch, allowing you to easily align it to the roof. This eliminates the need to apply corrections during installation. You can choose between low and high mounting profiles:

- The low 'Basic' mounting profile allows you to position the solar panels close to the roof.
- With the high 'Optimizer-ready' mounting profile, there is enough free space left to fit all the available large optimizers to be mounted under the panels.

For trapezoidal and corrugated steel roofs

ClickFit EVO Steel Roof mounting profiles are suitable for all types of trapezoidal and corrugated steel roofs (for landscape in combination with the adapter profile). You attach the mounting profiles directly to the trapezoidal or corrugated steel roof, vertically in the case of a landscape setup and horizontally in the case of a portrait setup.

Suitable for fitting optimizer

The high 'Optimizer-ready' mounting profile is suitable for fitting large optimizers under the panels.

Lightweight system prevents leakage

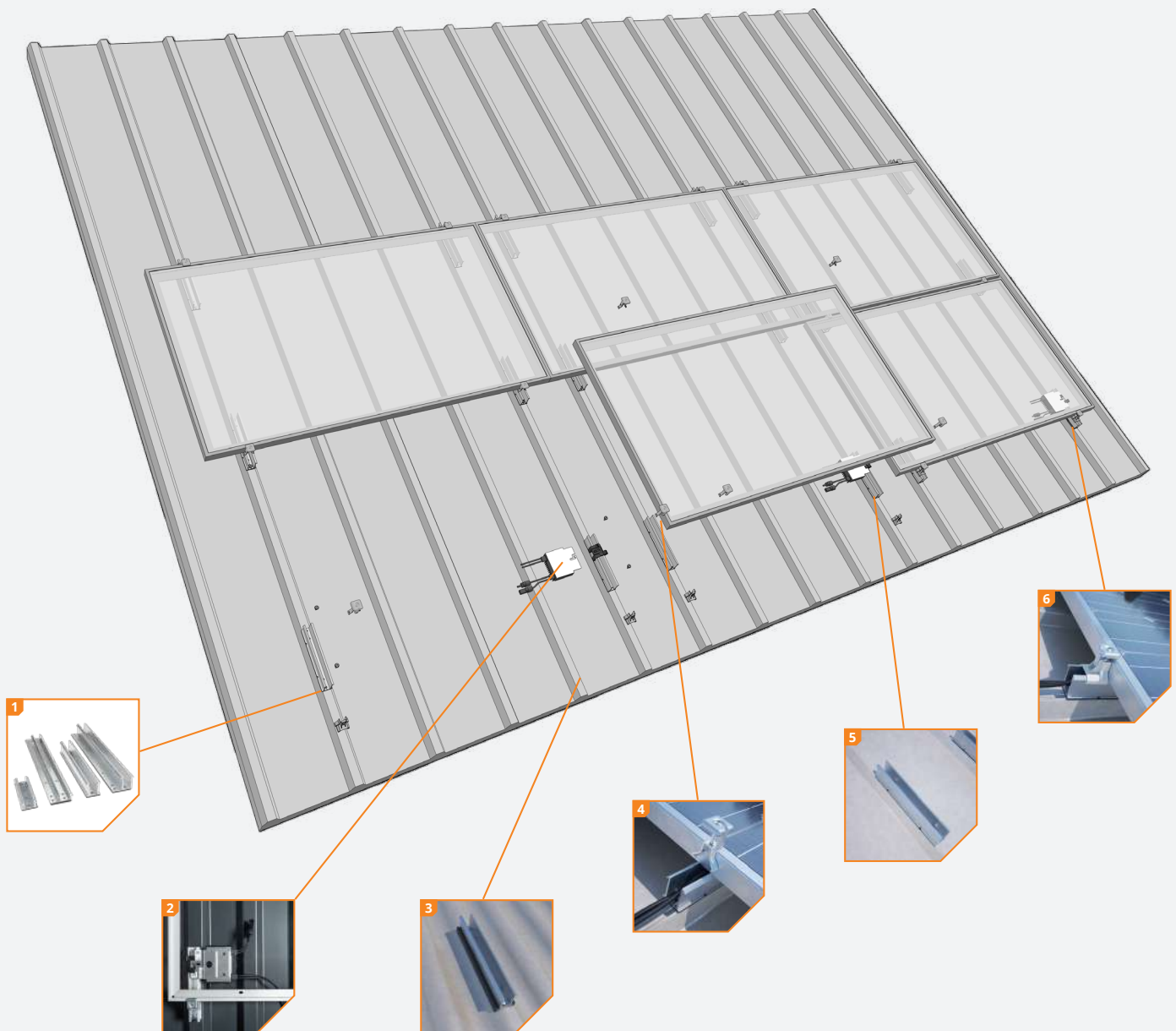
The EPDM rubber seals on the profiles guarantee watertightness. You mount the profiles using the self-tapping screws, without pre-drilling. This better ensures the integrity of the roof construction. This application is also many times lighter than a rail system.

BENEFITS FOR THE INSTALLER

- ✓ Choice of low or high mounting profiles
- ✓ No need to drill into the roof any more
- ✓ Only 4 components
- ✓ Light and strong
- ✓ 1 tool
- ✓ Optimizer clamp with cable management can be used
- ✓ Optional: adapter profile for corrugated steel roof
- ✓ Up to 20 years warranty

BENEFITS FOR THE ENDUSER

- ✓ Integrated water barrier
- ✓ Very solid base for solar panels
- ✓ No unnecessary drilling
- ✓ Safe and reliable
- ✓ Up to 20 years warranty



1 Choice of 4 mounting profiles

There are 4 different types of profile:

- Low mounting profile (Basic): portrait or landscape
- High mounting profile (Optimizer-ready): portrait or landscape

2 Fitting optimizer

The high 'Optimizer-ready' mounting profile provides sufficient space for all available large optimizers.

3 Suitable for corrugated steel roof

In combination with the adapter profile, the landscape mounting profiles are also suitable for corrugated steel roofs.

4 Universal module clamp

The universal module clamp is suitable for all framed solar panels. To be used as central clamp or terminal clamp (combined with end clamp support).






5 Mounting profiles with rubber seals

Short mounting profiles including EPDM rubber layer.





6 Just 4 components

Only 4 components are required to install ClickFit EVO Steel Roof.




MOUNTING PROFILE & FIXING

-  ClickFit EVO – Steel roof mounting profile 'Basic' landscape 1008048
-  ClickFit EVO – Steel roof mounting profile 'Basic' portrait 1008049
-  ClickFit EVO – Steel roof mounting profile 'Optimizer-ready' landscape 1008050
-  ClickFit EVO – Steel roof mounting profile 'Optimizer-ready' portrait 1008051
-  ClickFit EVO – Self-tapping torx screw 6.0x25mm 1008080

MODULE CLAMP & END CLAMP SUPPORT

-  ClickFit EVO – Module clamp universal grey 1008020
-  ClickFit EVO – Module clamp universal black 1008020-B
-  ClickFit EVO – End clamp support grey 1008065
-  ClickFit EVO – End clamp support black 1008065-B

ACCESSORIES

-  ClickFit EVO – Mounting rail cable clip 'Optimizer-ready' 1008062
-  ClickFit EVO – EPDM adapter profile corrugated steel roof 'Basic' landscape 1008081
-  ClickFit EVO – EPDM adapter profile corrugated steel roof 'Optimizer-ready' landscape 1008082

Calculator

The ClickFit EVO calculator is easy and fast to use. You can easily find stored and/or completed projects on the clear dashboard. Is the roof situation known? Then the calculator automatically generates proposals based on the situation and the most commonly used panels.

- Simple and fast to use
- All projects at a glance
- Automatic proposals based on roof situation and most commonly used panels
- Including auto-fill option
- Optimized for Google Maps



Go to [esdec.com/en/calculator/](https://www.esdec.com/en/calculator/)

Warranty

ClickFit EVO fully complies with the applicable requirements and standards. ClickFit EVO comes with a unique warranty of up to 20 years. This guarantees the quality of the system.

- Use of high-quality durable materials
- Extensively tested
- Up to 20 years warranty





**QUICK
RELIABLE
INNOVATIVE**

MAKE THE CONNECTION WITH ESDEC

Esdec has developed, produced and supplied professional mounting systems for solar panels on roofs since 2004. ClickFit and FlatFix are inspired by installers who regularly place solar panels. Easy, quick and reliable installation with innovative, high-grade and sustainable mounting systems; that is what Esdec offers.

Esdec

Londenstraat 16
7418 EE Deventer
The Netherlands

☎ +31 850 702 000
✉ info@esdec.com

20032020

www.esdec.com