

ESDEC

INNOVATIVE MOUNTING SYSTEMS


THE NEW STANDARD FOR COMMERCIAL ROOFS

FLATFIX

WAVE


www.esdec.com

THE ADVANTAGES OF FLATFIX WAVE



QUICK AND EASY

- Quick, easy installation:
 - Unfolding, pre-assembled base units
 - No tools needed
 - Minimal number of components
 - Maximum efficiency
- Integrated cable management
- Easy to disassemble for panel maintenance




MAXIMUM EFFICIENCY

- Ideal for large-scale commercial projects
- Suitable for larger, new-generation solar panels
- Dual setup (east-west)
- Large panel fields (40x40)
- Pitch length of 2300 mm
- Angle of inclination 10°



RELIABLE

- Simple installation of pre-assembled units without screws
- Aerodynamic design
- Robust system thanks to horizontal and vertical connectors
- Best possible panel support: 2 base units per panel
- Tested to international standards
- 20-year warranty



SAFETY

- Roof supports with movable connectors
- Unique thermal decoupling prevents damage to roof material
- Integrated bonding
- Low point load
- Panel clamped on the long side in accordance with panel supplier specifications; minimizes risk of panel damage
- Meets strictest corrosion requirements



WITH THE MOST COMPREHENSIVE FEATURES FOR FUTURE-PROOF RELIABILITY

Quick, error-free installation

FlatFix Wave can be installed super quickly thanks to the limited number of mounting steps. Align and extend the pre-assembled base units, click high base element and stabilizers into place and mount the solar panel, without using screws or tools, using the unique panel clamping. Complete installation, including locking the solar panel, can be done without tools. The stabilizers provide space for cable management.

Maximum efficiency on the roof

Maximum efficiency on the roof is one of the basic principles of FlatFix Wave. FlatFix Wave's dual setup ensures the most balanced energy yield throughout the day and makes it possible to maximize the use of the roof's surface as efficiently as possible. This configuration is designed for large-scale projects where large, next-generation solar panels can also be used. With the rigidity of the system, fields of up to 40 x 40 metres can easily be installed.

Safe & reliable


Each panel is optimally supported by two base units. And because the panels are clamped on the long side, as required by most panel manufacturers, the risk of damage to the panels is minimized. The patented FlatFix Wave system has been tested extensively. And it meets the strictest corrosion requirements. FlatFix Wave is a high-quality mounting solution. It complies with the strictest international standards and comes with a 20-year warranty.

ADVANTAGES FOR THE INSTALLER

- ✓ Super-quick and error-free installation
- ✓ No tools needed
- ✓ Easy to mount
- ✓ Integrated cable management

BENEFITS FOR THE OWNER

- ✓ Maximum efficiency for commercial projects
- ✓ In accordance with the latest insurance requirements
- ✓ Use of premium materials
- ✓ 20-year warranty



1 2 units per panel

In this configuration, each panel is supported by 2 units. Extremely well-suited to large, next-gen solar panels.

2 Unique, patented clamping system

Easy and secure mounting of the panel using a unique, patented clamp mechanism. No screws needed.

3 No tools needed

The installation requires no tools: The base units are easy to unfold and to interconnect.

4 Integrated cable management

Quick and easy feeding and stowing of cables using the cable rack and integrated cable gutter located in the stabilizers.

5 Integrated bonding management

Bonding is integrated into the clamping mechanism of the high base. A milled edge is etched into the panel's anodization layer, connecting the panel to the steel support frame.

BASE UNIT



FlatFix Wave Dual Unit 4P
1009100



FlatFix Wave Dual unit 2P
1009102



FlatFix Wave Dual Start unit 4P
1009101



SYSTEM COMPONENTS



FlatFix Wave Connector pin (set of 3 pieces)
1009122



FlatFix Wave Stabilizer 2900
1009110



FlatFix Wave Cable bracket
1009124



FlatFix Wave Stabilizer 3530
1009111



FlatFix Wave Wind deflector kit
1009103

ACCESSORIES



FlatFix Wave Base plate (extra)
1009120



FlatFix Wave Measuring bar
1009140



FlatFix Wave Stabilizer coupler
1009121



FlatFix Wave Module unlock tool
1009142



FlatFix Wave Ballast bracket
1009123

Project support

Extensive technical project documentation

- Ballast plan
- Electrotechnical safety (grounding and bonding)
- Roof load (snow and point load)

Logistical support

- Project-based delivery
- Express delivery

Technical advice


- Installation training on site
- Project design and ballast calculation



Warranty

- In accordance with latest insurance requirements
- Meets specifications of panel suppliers
- Complies with strictest corrosion requirements
- Extensively tested
- 20-year warranty





**QUICK
RELIABLE
INNOVATIVE**

Esdec has been developing, producing and supplying professional roof-mounting systems for solar panels since 2004. ClickFit and FlatFix are inspired by all installers who regularly install solar panels. Easy, quick, reliable installation using innovative, high-quality, durable mounting systems: Esdec makes it possible.

Esdec

Londenstraat 16
7418 EE Deventer
The Netherlands

☎ +31 850 702 000

✉ info@esdec.com